

# TA 60

Gate valve



**TA**

Expert System Components

ENGINEERING ADVANTAGE

AMETAL® construction makes the TA 60 gate valve a tough operator, and ensures a long lifetime of trouble-free operation in heating, cooling and tap water systems. TA 60 takes up less space due to the non-rising spindle construction.

> **Metal to metal sealing**

For longer lifetime and reduced maintenance costs.

> **Clenched locking design**

For optimum manoeuvrability.

> **AMETAL®**

Dezincification resistant alloy that guarantees a longer valve lifetime, and lowers the risk of leakage.



## > Technical description

---

**Applications:**

Heating and cooling systems  
Tap water systems

**Function:**

Shut-off

**Dimensions:**

DN 8-150

**Pressure class:**

See each product

**Temperature:**

Max. working temperature: 170°C

**Material:**

Body: AMETAL® or gunmetal.  
Bonnet: AMETAL®, DN 125-150 gunmetal.  
Wedge: AMETAL®, DN 125-150 gunmetal.  
Stem and fastening: AMETAL®  
Gaskets: PTFE/Graphite and aramid fibre.

AMETAL® is the dezincification resistant alloy of TA.

**Flanges:**

According to EN 1092-3, ISO 7005-3.

**Face to face length:**

DN 32 - 150: EN 558-1 Series 14  
DN 40 - 150: ISO 5752 Series 14

**Bonnets:**

DN 10-50 has a threaded bonnet with a flat seal.  
DN 65-150 has a flange joint between the bonnet and the body and is supplied with a flat seal and stainless allen screws.

**Approvals:**

TA No 51 060/51 061: Approved by Bureau Veritas,  
No 03659/G1 BV.  
TA No 51 064: WRAS No 0612042. SAI Global, No SMK0772.

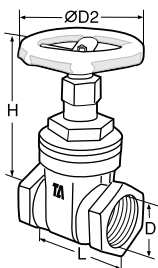
## Articles

### Female parallel thread

Thread according to ISO 228

AMETAL®

#### PN 16, EN 12288, BS 5154, (SS 2599)



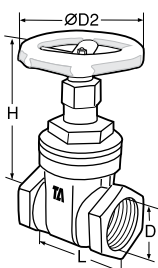
Article No	EAN	DN	D*	D2	L	H	Kvs
51 060-008	7318792624909	8	G1/4	60	42	72	4
51 060-010	7318792625005	10	G3/8	60	49	72	6
51 060-015	7318792725104	15	G1/2	60	56	77	13
51 060-020	7318792625203	20	G3/4	70	61	95	40
51 060-025	7318792725302	25	G1	70	69	102	60
51 060-032	7318792625401	32	G1 1/4	80	77	122	100
51 060-040	7318792625500	40	G1 1/2	90	81	138	150
51 060-050	7318792625609	50	G2	100	95	160	270
51 060-065	7318792625708	65	G2 1/2	120	112	195	450
51 060-080	7318792625807	80	G3	140	122	220	700
51 060-090	7318792625906	100	G4	140	160	270	1400

### Female parallel thread

Thread according to ISO 7 / 1

AMETAL®

#### PN 25, AS 1628

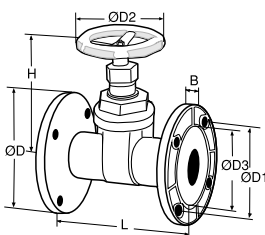


Article No	EAN	DN	D	D2	L	H	Kvs
51 064-315	7318792736209	15	Rp1/2	60	58	77	13
51 064-320	7318792736308	20	Rp3/4	70	63	95	40
51 064-325	7318792736407	25	Rp1	70	73	102	60
51 064-332	7318792736506	32	Rp1 1/4	80	83	122	100
51 064-340	7318792736605	40	Rp1 1/2	90	86	138	150
51 064-350	7318792736704	50	Rp2	100	99	160	270

### Fixed flanges

AMETAL®

#### PN 6, ISO 7005-3, EN 1092-3, (SS 335)

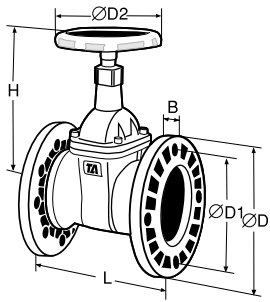


Article No	EAN	DN	D	D1	D2	D3	L	H	B	Number of bolt holes	Kvs
51 061-025	7318792727603	25	100	75	70	60	110	102	10	4	60
51 061-032	7318792727702	32	120	90	80	70	130	122	11	4	100
51 061-040	7318792727801	40	130	100	90	80	140	138	12	4	150
51 061-050	7318792727900	50	140	110	100	90	150	160	13	4	270

**Fixed flanges**

Gunmetal

PN 16, ISO 7005-3, EN 1092-3, EN 12288, (SS 2821, SS 335)



Article No	EAN	DN	D	D1	D2	L	H	B	Number of bolt holes	Kvs
51 061-425	7318792728204	25	115	85	70	110	102	11	4	60
51 061-432	7318792728303	32	140	100	80	130	122	12	4	100
51 061-440	7318792728402	40	150	110	90	140	138	13	4	150
51 061-450	7318792728501	50	165	125	100	150	160	15	4	270
51 061-465	7318792728600	65	185	145	120	170	195	16	4	450
51 061-880	7318792729805	80	200	160	140	180	220	17	8	700
51 061-890	7318792729904	100	220	180	140	190	270	20	8	1400
51 061-891	7318792730009	125	250	210	180	200	390	22	8	1900
51 061-892	7318792730108	150	285	240	180	210	425	22	8	2100

The products, texts, photographs, graphics and diagrams in this document may be subject to alteration by TA Hydraulics without prior notice or reasons being given.

For the most up to date information about our products and specifications, please visit [www.tahydraulics.com](http://www.tahydraulics.com).

2-5-5 TA 60 03.2011